



ITEM F9

DPL0601 Angled Leg Press DISCOVERY™ SERIES PLATE LOADED LINE



Like every piece of equipment in our Discovery™ Series Plate Loaded Line, the DPL0601 Angled Leg Press adds value to your facility by combining essential performance and durability with thoughtful design to deliver an exerciser experience that feels natural.

The Discovery Series Plate Loaded Angled Leg Press features a 45 degree angled carriage sled and an optimized seat design for precise body positioning and support. A unique, curved foot platform and a four-position adjustable fail-safe stop provide an incredibly solid, smooth, and secure exerciser experience.

Strength equipment is a long-term investment and with the Discovery Series from Precor, you can make your strength purchase decision with confidence. With a full range of products that are approachable and intuitive, perform for exercisers of all ability levels, and will withstand the test of time, the Discovery Series is the straightforward strength solution you've been looking for.

Learn More: go.precor.com/dpl0601

PRECOR
Fitness Made Personal

©2018 Precor Incorporated.

DPL0601

Angled Leg Press
DISCOVERY™ SERIES PLATE LOADED LINE

ITEM F9

Product Features

1. Curved Foot Platform

An oversized, non-slip, curved foot platform with built in calf raise enables the exerciser to maintain full foot contact throughout the range of motion.

2. Easy-to-Use Adjustments

Dual rotating carriage stop handles feature adjustable two-stop positions to accommodate a wide range of exercisers. A foot-activated seat back adjustment makes personalization quick and easy.

3. Secure

Weight carriage stops are visible from the seated position so the exerciser has visual confirmation that the carriage is securely positioned on the stops. A four-position adjustable fail-safe stop increases confidence for the exerciser and the facility operator.

4. Weight Plate Storage

Weight plate storage is optimized for easy loading and unloading with weight plate horns positioned at a height that is within reach for a wide range of exercisers.

5. Instructional Placard













Easy-to-understand, large, text-free illustrations demonstrate correct set-up and form at a glance, and a QR code links to a helpful 30-second instructional video.















SPECIFICATIONS

Dimensions (L x W x H):	94 x 55 x 56.5 in / 239 x 140 x 144 cm
Product Weight:	556 lb / 252 kg
Starting Weight:	136 lb / 62 kg
Max Load Weight:	1080 lb / 490 kg
Weight Storage Horns:	4
Frame and Finish:	Heavy-duty steel tubing is welded in all structural areas to withstand the most severe environments. Powder coated frame.
Warranty:	Visit www.precor.com for warranty terms.

Standard Color Options

Frame	Carriage	Frame	Carriage
			
Gloss Metallic Silver	Metallic Ash	Metallic Ash	Gloss Metallic Silver
			
Desert Bronze	Gloss Metallic Silver	Black Magic Gloss	Metallic Ash
			
Gloss White	Metallic Ash	Black Pearl	Metallic Ash

Upholstery

					
All Spice	American Beauty	Black	Blue Jay	Burgundy	Deep Clay
					
Grey	Hunter Green	Navy	New Purple	Regal Blue	Slate

- Colors may vary.
- Custom colors available. Please contact a Precor Sales Representative.

Learn More: go.precor.com/dpl0601

PRECOR
Fitness Made Personal